

# LED

technology



[www.slimled.pl](http://www.slimled.pl)





## Manufacturer



KRYSTIAN PPH is a rapidly developing team of experts in the lighting sector. Our 25 plus years of experience, in cooperation with scientific research institutes, keeps us at the cutting edge of development and innovation. As the leader in state-of-the-art technologies, we have been adopting LED-based solutions for our SlimLED light fixtures, where the sources of illumination are integrated into the lampholders. SlimLED fixtures are Polish in every respect, which ensures their quality and durability. They are distinguished by their high quality, with manufacturing processes based on modern assembly lines. SlimLED fixtures meet EU requirements, ensuring that SlimLED denotes safety for both health and the environment.

## Application of SlimLED light fixtures

SlimLED is a professional-level luminaire to replace double fluorescent light fixtures. It has many uses in:

- » public utility buildings (schools, hospitals, gymnasiums, and shopping malls);
- » farm buildings;
- » technological buildings (production halls, repair shops, and warehouses);
- » logistics centres, garages, and air-conditioned facilities.



## Why SlimLED?

### 90% LOWER ENERGY CONSUMPTION

Thanks to SlimLED luminaires, you can significantly reduce your electricity bills because the technology used results in 90% less energy being consumed than by a traditional light bulb and 60% less than by a fluorescent tube. SlimLED fixtures provide more illumination at a much lower power level, leading to a reduction in your bills by up to 90%. Applying SlimLED technology in air-conditioned facilities can generate fivefold energy savings, because SlimLED-based lamps give off markedly less heat than T5 and T8 tubes.



### 40 TIMES INCREASED SERVICE LIFE

The life of a SlimLED fixture is 40 times longer than a traditional source of illumination. The characteristics of SlimLED diodes guarantee a life of 50,000 hours, which means that not only do you reduce your electricity bills - but your maintenance costs as well.

### ILLUMINATION WITHOUT STRAINING YOUR EYES

SlimLED is characterised by high quality lighting, living up to even the greatest of expectations. This technology is, in particular, recommended for people who deal with small items and with colours. Light-emitting diodes do not flicker, there are no stroboscopic effects, and so they do not cause eye strain. Equally important is that the LED technology reveals the true colours of what they illuminate.

### DUST-TIGHT AND WATERPROOF LIGHT FIXTURES

All live parts inside SlimLED luminaires are fully secured with a protective shade, which prevents the ingress of dust and water.





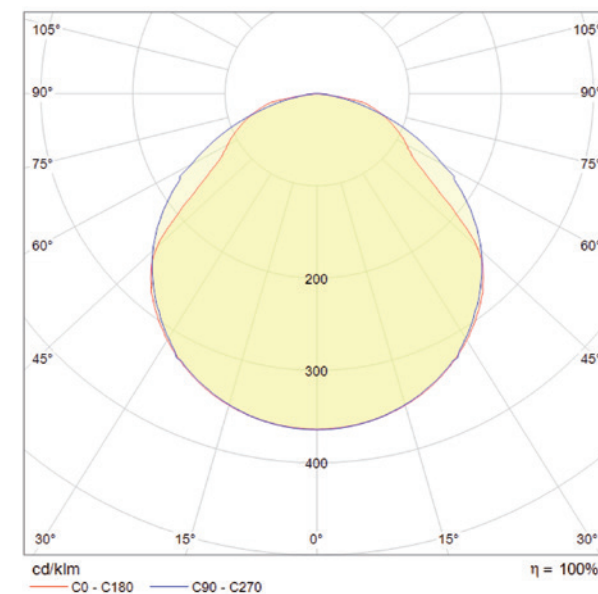


Small dimensions and innovative design make SlimLED ideal for lighting interiors, whatever the decor. This technology can be used as a single luminaire or in the form of a light line. The application of LED-based solutions and the high quality of their illumination guarantee the high performance of SlimLED light fixtures, with increased service life and reliability. SlimLED ensures a quick return on your investment.

## ECOLOGY

Care for the environment is a high priority for us. SlimLED luminaires fall into the category of sustainable products for several reasons:

- » Their high energy efficiency guarantees very low consumption of electrical power, while also reducing greenhouse gas emissions.
- » Products based on this technology contain neither mercury nor its derivatives.
- » They can be recycled.
- » The high energy efficiency of the LEDs means only a small amount of the electrical power is converted into heat (the temperature of LEDs is comparable to normal ambient temperatures).
- » Increased service life results in less frequent replacements and, hence, less waste.



## EASY INSTALLATION

SlimLED light fixtures have the illumination source integrated with the lampholder, making them easy to install and saving time. Durability and reliability aid installations in relatively inaccessible places. This technology can be used within the framework of new projects as well as for replacement

of standard T8 and T5 tubes with energy saving LED based solutions. The structure was designed for non-invasive surface and suspension mounting, with the aid of standard equipment. For our customers, we offer not only high-quality products but also double-check that the products have sufficient aesthetic appeal. The ultra-thin (16 mm) SlimLED light fixture will seamlessly blend in with any interior. For optimal light intensity, a luminaire should be mounted at a height of 2.5 - 4.5 m.




## COMFORT AND SAFETY

SlimLED is totally safe, because it contains no hazardous substances. LEDs based on this technology do not need time to heat up, which is why they illuminate the moment they are switched on and, from that first moment, create an intense light. To meet our customers' expectations, we offer SlimLED light fixtures in the full colour temperature range.

From 3,500 K – neutral warm colour temperature. Since it better reflects fabric and skin colours, we recommend it for places of rest, for leisure facilities and for entertainment venues. Furthermore, we recommended these for workplaces where good visibility is essential.

Up to 5,000 K – neutral colour temperature. We recommend these for sites where neutral lighting is required: halls, technological and farm buildings, corridors, pedestrian traffic routes, all workplaces where good visibility is essential, and all sites which are not leisure facilities.







**Product name:** SlimLED

**Manufacturer:** KRYSTIAN PPH

20-418 Lublin, ul. Nowy Świat 42

Tel./fax +48 81 744 3221



LED



voltage power supply: 24 V



Ingress protection: IP 65



compliance with European standards



protection class: III (against electric shock)



package quantity: 1



mounting on flammable surfaces

## SlimLED specifications

- » Colour rendering index: Ra 80-90
- » LED light source lifetime: min. 50,000 h
- » LED luminous efficiency: 125 lm/W
- » Source of illumination connected to the lampholder
- » Up to 90% lower energy consumption



## Luminaire specifications

The dust-tight, waterproof, surface mounted or suspended. SlimLED luminaire, characterised by high efficiency (up to 125 lm/W), ingress protection: IP65. It comes with energy-saving LED light sources. The anodised aluminium fixture, equipped with a PET shade: increased sealing, resistance to impact and UV protection. Colour temperature: 3,500/ 5,000K, CRI>80, LED light source lifetime: 50,000 h.

- » Ingress protection: IP65
- » Shade: resistant to impact, transparent/matte
- » Body: anodised aluminium
- » Colour temperature: CCT = 5,000K or CCT = 3,500K
- » Total luminous flux: up to 4,000 lm from 1 meter
- » Energy efficiency class (EEL): A



## Assembly method



horizontal / ceiling



horizontal, suspended  
(assembly kit does not contain  
suspension elements)



vertical / wall



## Application

The multipurpose SlimLED light fixture is intended for the use in facilities with increased levels of dustiness and humidity, as well as in rooms with strict hygiene requirements. Especially recommended for basement and multi-level car parks, warehouses, transport terminals, subways, factories, shops, garages, workshops, halls and similar locations. This technology can be used within the framework of both new projects and the replacement of standard T8 and T5 tubes for energy saving LED-based solutions. The structure was designed for non-invasive surface and suspension mounting, with the aid of standard equipment.



# Available models Raster SlimLED

Index	Dimensions of the product A/ B/ C (mm)	Electrical power (W)	Colour temperature (CCT)	Total luminous flux [lm]	Weight [kg]	Assembly
SLR-060-32-3000ZA	595/595/75	50	3000	5400	2,9	sunk
SLR-060-32-4000ZA	595/595/75	50	4000	5400	2,9	sunk
SLR-060-32-5000ZA	595/595/75	50	5000	5400	2,9	sunk

SLR-060-32-3000ZB	595/595/75	50	3000	5400	2,6	surface
SLR-060-32-4000ZB	595/595/75	50	4000	5400	2,6	surface
SLR-060-32-5000ZB	595/595/75	50	5000	5400	2,6	surface



Raster SlimLED lighting is intended for office space. They are designed for installation in suspended ceiling or for surface mounting.

Raster SlimLED lighting fixtures optimally distribute the luminous flux in every direction, which means that this technology provides even illumination while at the same time maintaining high intensity lighting levels. SlimLED disperses the luminous flux uniformly, which shields the observer's eye from direct radiation from the light source.

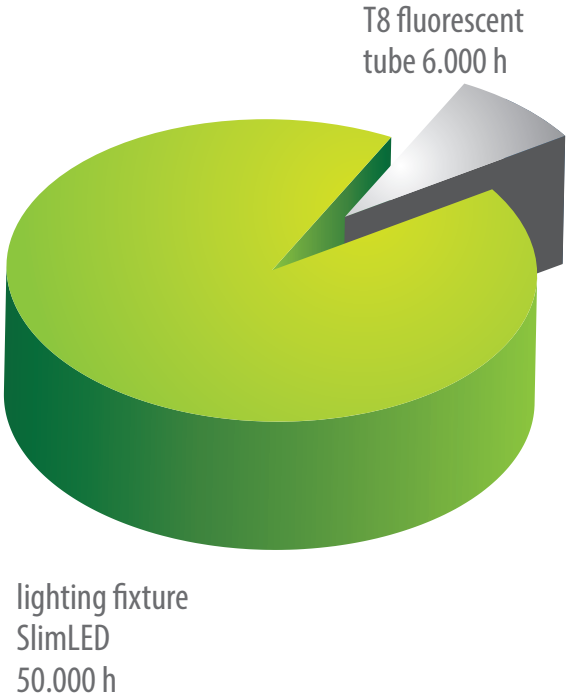


# Service life and energy consumption

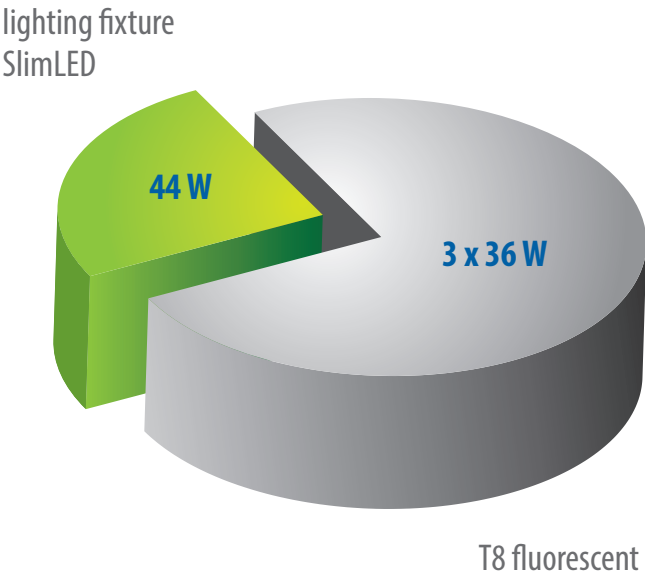
Comparison of the energy consumption and service life of SlimLED luminaires (44 W) to the T8 tube (36 W) at the same luminous flux value (4,800 lm) and at the same operation time.



## Service life



## Energy consumption\*



\* Assuming equally strong transmitted light. Projected values: SlimLED (44 W) 4,800 lm, 3xT8 tube (36 W) 1,600 lm






## Available models

Index	Dimensions of the product A/ B/ C (mm)	Electrical power (W)	Colour temperature (CCT)	Total luminous flux [lm]	Weight [kg]	PET shade
SL050-08-3000TA	520/60/16	11	3000	1188	0,25	Transparent
SL050-08-4000TA	520/60/16	11	4000	1188	0,25	Transparent
SL050-08-5000TA	520/60/16	11	5000	1188	0,25	Transparent



SL050-16-3000TA	520/60/16	22	3000	2376	0,27	Transparent
SL050-16-4000TA	520/60/16	22	4000	2376	0,27	Transparent
SL050-16-5000TA	520/60/16	22	5000	2376	0,27	Transparent



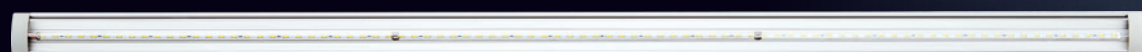
SL100-16-3000TA	1000/60/16	22	3000	2376	0,48	Transparent
SL100-16-4000TA	1000/60/16	22	4000	2376	0,48	Transparent
SL100-16-5000TA	1000/60/16	22	5000	2376	0,48	Transparent



SL100-32-3000TA	1000/60/16	44	3000	4750	0,51	Transparent
SL100-32-4000TA	1000/60/16	44	4000	4750	0,51	Transparent
SL100-32-5000TA	1000/60/16	44	5000	4750	0,51	Transparent



SL150-24-3000TA	1500/60/16	33	3000	3564	0,72	Transparent
SL150-24-4000TA	1500/60/16	33	4000	3564	0,72	Transparent
SL150-24-5000TA	1500/60/16	33	5000	3564	0,72	Transparent



SL150-48-3000TA	1480/60/16	66	3000	7128	0,76	Transparent
SL150-48-4000TA	1480/60/16	66	4000	7128	0,76	Transparent
SL150-48-5000TA	1480/60/16	66	5000	7128	0,76	Transparent



Year of sheet revision – 2016



Compliant with EU standards



This fixture meets the requirements of EU directive ROHS 2011/65/EU.



This product is subject to the principles of electrical and electronic equipment recycling.

The manufacturer reserves the right to change the design or to modify the product described herein. A product data sheet does not constitute an official quotation.

The catalogue pictures are for information purposes only - they may differ from the actual products.



Manufacturer:



Polska, ul. Nowy Świat 42, 20-418 Lublin  
tel/fax: +48 (81) 744-32-21  
[www.slimled.pl](http://www.slimled.pl); e-mail: [info@slimled.pl](mailto:info@slimled.pl)



## The European Energy Saving Program

In ESCO Programm will exchange points of light  
on SlimLED - The investment will fund from the energy saving.



Przedsiębiorstwo Oszczędzania Energii

[www.esco-energia.pl](http://www.esco-energia.pl)  
tel. +48 (81) 440-04-40